

Financial Tear Sheet

CORPORATE PROFILE

CalAmp (NASDAQ: CAMP) is a telematics pioneer leading transformation in a global connected economy. We help reinvent businesses and improve lives around the globe with technology solutions that streamline complex IoT deployments and bring intelligence to the edge. Our software applications, scalable cloud services, and intelligent devices collect and assess business-critical data from mobile assets, cargo, companies, cities and people. We call this **The New How**, powering autonomous IoT interaction, facilitating efficient decision making, optimizing resource utilization, and improving road safety. CalAmp is headquartered in Irvine, California and has been publicly traded since 1983. LoJack is a wholly owned subsidiary of CalAmp.

PRIMARY IR CONTACT

Nicole Noutsios
 Director
 NMN Advisors
Phone: 510-315-1003
E-mail:
calamp@nmnadvisors.com

STOCK PERFORMANCE

CAMP (Common Stock)

Exchange	NASDAQ (US Dollar)
Price	\$22.62
Change (%)	▼ 0.11 (0.48%)
Volume	268,932
52 Week Low	\$12.13
Market Cap	\$805,302,763
Rolling EPS	0.13
PE Ratio	174
Shares Outstanding	35,601,360
Data as of 10/19/17 4:00 p.m. ET	



NEWS & EVENTS

Recent Headlines

- 09/28/17 - 4:05 p.m.
CalAmp Reports Second Quarter Fiscal 2018 Financial Results
- 09/21/17 - 8:31 a.m.
CalAmp Partners with GetWireless to Extend Customized IoT Services to Small and Medium-Sized Businesses


Upcoming Events


There are currently no events scheduled.


SEC FILINGS

Filing Date Form

10/05/17 4 

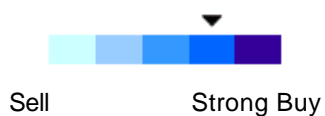
10/05/17 4 

09/28/17 4 

09/28/17 4 

ANALYST ESTIMATES / RATINGS

Mean Recommendation: 2.5



EPS Trend

		Current	30 Days Ago	90 Days Ago
QTR	Nov 17	0.29	0.29	0.30
QTR	Feb 18	0.32	0.32	0.33
QTR	May 18	0.31	0.31	0.31
QTR	Aug 18	0.33	0.33	0.32
FY	Feb 18	1.17	1.17	1.17
FY	Feb 19	1.34	1.35	1.35

OWNERSHIP SUMMARY

Shareholders

	Holders	Value (\$MM)	% O/S	Shares
Institution	215	554.32	77.0	27,409,644
Mutual Fund	232	241.81	34.2	12,184,878
Insider *	7	23.32	3.4	1,191,845

*Insider values reflect direct beneficial ownership.

Top Holders

	Shares Held	% O/S	Share Change	Filing Date
BlackRock Institutional Trust Company, N.A.	4,025,980	11.3	-126,876	06/30/17
The Vanguard Group, Inc.	2,012,399	5.7	63,759	06/30/17
Dimensional Fund Advisors, L.P.	1,735,058	4.9	155,739	06/30/17
Falcon Point Capital, LLC	914,190	2.6	-385,399	06/30/17
State Street Global Advisors (US)	891,016	2.5	37,172	06/30/17
Voya Investment Management LLC	878,417	2.5	23,819	06/30/17
Tributary Capital Management, LLC	798,066	2.2	83,840	06/30/17
Divisar Capital Management, LLC	670,038	1.9	-38,251	06/30/17
Rice Hall James & Associates, LLC	665,196	1.9	127,640	06/30/17
California Public Employees' Retirement System	566,400	1.6	12,200	06/30/17

Replication or redistribution of EDGAR Online, Inc. content is expressly prohibited without the prior written consent of EDGAR Online, Inc. EDGAR Online, Inc. shall not be liable for any errors or delays in the content, or for any actions taken in reliance thereon.

Minimum 20 minutes delayed